





## QC report

Top scoring motifs for Assay 13777

Protein ID: pTH14337.2 Gene: SP110.DBD Domain: SAND Flag: Reject Array: 1M-HK

8 mer E-scores for probeset 'all'			8 mer Z-scores for probeset 'all'		
Forward:		Reverse:	Forward:		Reverse:
					
Top 10	Scores	Alignment	Top 10	Scores	Alignment
AAGCGCTT	0.42551	---AAGCGCTT	CGCGCGCG	7.04397	-CGCGCGCG---
CGATATCG	0.42280	-CGATATCG---	GTGTACAC	6.23562	--GTGTACAC--
GTGTACAC	0.42166	-GTGTACAC---	AAGCGCTT	5.91757	---AAGCGCTT
TGTTAACA	0.41750	-TGTTAACA---	TCGCGCGA	5.62867	-TCGCGCGA---
TCGCGCGA	0.41626	---TCGCGCGA	TGTTAACA	5.60396	-TGTTAACA---
CAATTCG	0.40526	-CAATTCG---	ATGTTAAC	5.47029	ATGTTAAC----
GAAATTTC	0.40476	--GAAATTTC--	GAAATTTC	5.35830	--GAAATTTC--
GAAATTGA	0.40282	--GAAATTGA--	GTAATTAC	5.33966	--GTAATTAC--
ATGTTAAC	0.40146	ATGTTAAC----	TACACACA	4.96021	-TACACACA---
CGCGCGCG	0.40126	-CGCGCGCG---	TGTCACAA	4.94347	-TGTCACAA---