





QC report

Top scoring motifs for Assay 13830

Protein ID: pTH13938.1 Gene: SOHLH1.FL Domain: HLH Flag: Reject Array: 1M-ME

8 mer E-scores for probeset 'all'			8 mer Z-scores for probeset 'all'		
Forward:		Reverse:	Forward:		Reverse:
					
Top 10	Scores	Alignment	Top 10	Scores	Alignment
AGTAATAT	0.38591	AGTAATAT - -	ATTATATA	5.75518	- ATTATATA - -
ATCACTTA	0.36920	- - TAAGTGAT	AGTAATAT	5.75328	AGTAATAT - - -
GTAATATA	0.35799	- GTAATATA -	ACACAATA	5.55005	TATTGTGT - - -
CTTTATTA	0.35520	- - TAAATAAAG	AATATATG	5.38604	- AATATATG - -
AAAACATA	0.35415	- AAAACATA -	ATTTGTAG	5.16482	- - ATTTGTAG - -
ATATATAT	0.34544	- - ATATATAT	CATAGATA	5.13086	- - - TATCTATG
ACCTTTTA	0.34539	- - TAAAAGGT	TTATATAA	5.03768	- - TTATATAA -
ATTATATA	0.34338	- ATTATATA -	ATAATAAA	4.87366	- ATAATAAA - -
TAAATTTA	0.34176	- TAAATTTA -	CTTTATTA	4.79456	- - TAATAAAG -
CAATTACG	0.34069	CGTAATTG - -	TTACACAA	4.76551	- - TTACACAA -