





QC report

Top scoring motifs for Assay 13831

Protein ID: pTH13939.1 Gene: SOHLH1 Domain: HLH Flag: Reject Array: 1M-ME

8 mer E-scores for probeset 'all'			8 mer Z-scores for probeset 'all'		
Forward:		Reverse:	Forward:		Reverse:
					
Top 10	Scores	Alignment	Top 10	Scores	Alignment
ACTAACAT	0.41320	----ATGTTAGT	ACTAACAT	7.69174	ATGTTAGT-----
GATATAAA	0.38613	---GATATAAA-	TTATACAA	6.04516	-TTATACAA----
GTATAATA	0.38527	TATTATAC----	TATTAGAA	6.02008	-TATTAGAA-----
ACATACAA	0.36642	--ACATACAA--	GTATAATA	6.01593	-TATTATAC-----
CTCTAATC	0.36083	GATTAGAG----	ACATACAA	5.92217	-ACATACAA-----
GTTGCGCA	0.35815	-GTTGCGCA---	TGTTGTAA	5.64439	---TTACAACA---
ATAATCAA	0.35611	--ATAATCAA--	ACAAATAT	5.50490	ATATTTGT-----
GAATTACA	0.35488	TGTAATTC----	ATCAGGAA	5.29728	--ATCAGGAA---
ATGTATAA	0.35470	--TTATACAT--	GATGAGTA	5.25339	-GATGAGTA-----
TTATACAA	0.35447	--TTATACAA--	AAAATGTG	5.22924	-----AAAATGTG