





## QC report

Top scoring motifs for Assay 13901

Protein ID: pTH14282.2 Gene: NFXL1.DBD Domain: zf-NF-X1 Flag: Reject Array: 1M-HK

8 mer E-scores for probeset 'all'			8 mer Z-scores for probeset 'all'		
Forward:		Reverse:	Forward:		Reverse:
					
Top 10	Scores	Alignment	Top 10	Scores	Alignment
CAACAAAC	0.34158	CAACAAAC--	ATTATTCA	4.29619	-----ATTATTCA-
AGGTGAA	0.32168	-TTCACACT-	CCACATGA	4.23369	--CCACATGA-----
AGGTAGCA	0.32058	-AGGTAGCA-	ACGGTTCA	4.18682	-----TGAACCGT
ATTCACAG	0.31875	--ATTACAG	CCATATGG	4.10480	--CCATATGG-----
ACACTCCT	0.31428	--ACACTCCT	CATGTGGG	4.02156	-CCCACATG-----
AACAAACC	0.31410	-AACAAACC-	CTCACGAA	3.98567	---CTCACGAA----
ACTCCTCC	0.31376	-ACTCCTCC-	AGGTGGTA	3.93294	TACCACCT-----
CTGTCTTA	0.30591	TAAGACAG--	ACTCCTCC	3.85116	---GGAGGAGT---
CACAAAGG	0.30091	-CACAAAGG-	CACAGTAG	3.82553	---CACAGTAG----
ATACAAAT	0.29878	ATACAAAT--	TAGAAGGA	3.82358	-TCCTTCTA-----