





QC report

Top scoring motifs for Assay 13905

Protein ID: pTH14341.2 Gene: TBPL1.FL Domain: TBP Flag: Reject Array: 1M-HK

8 mer E-scores for probeset 'all'			8 mer Z-scores for probeset 'all'		
Forward:		Reverse:	Forward:		Reverse:
					
Top 10	Scores	Alignment	Top 10	Scores	Alignment
AATACAAA	0.35798	--TTTGTATT--	ATTCACAG	5.07066	-ATTCACAG--
ATACAAAT	0.34606	-ATTTGTAT--	TGTGTTAA	4.81938	TTAACACA--
CACCACTA	0.34094	CACCACTA----	ATACAAAT	4.71608	---ATACAAAT
AAAGGGAG	0.33983	--CTCCCTTT--	CTGTATTA	4.70958	-TAATACAG--
ATAAGGGG	0.33764	-CCCCTTAT--	ATAAGGGG	4.61569	-CCCCTTAT--
ATTATCCC	0.33406	----ATTATCCC	AACGGAAG	4.54585	--AACGGAAG--
ATTCACAG	0.33299	----ATTCACAG	ACCAAAAA	4.45814	--ACCAAAAA--
CTATTATC	0.32737	--CTATTATC--	CGACAATA	4.45164	---CGACAATA
CTTATAAG	0.32416	--CTTATAAG--	ATCCGGAT	4.38114	-ATCCGGAT--
ATTATTAC	0.32289	----ATTATTAC	CACCACAA	4.36815	-CACCACAA--