





QC report

Top scoring motifs for Assay 13907

Protein ID: pTH14343.2 Gene: THAP10.DBD Domain: THAP Flag: Reject Array: 1M-HK

8 mer E-scores for probeset 'all'			8 mer Z-scores for probeset 'all'		
Forward:		Reverse:	Forward:		Reverse:
					
Top 10	Scores	Alignment	Top 10	Scores	Alignment
CTATTATC	0.41122	-GATAATAG----	ATTGAAC	6.12777	----ATTGAAC--
GATATGTA	0.35918	---TACATATC--	CTATTATC	5.36910	-GATAATAG-----
ACATTATA	0.35611	---TATAATGT--	TATACCGA	5.25490	--TATACCGA---
ATACAAAT	0.35113	--ATACAAAT---	CTGTATTA	5.16869	CTGTATTA-----
ATTATTAC	0.34825	--GTAATAAT---	TATTAGAA	5.14143	---TATTAGAA---
TGAAGAAA	0.34615	-TGAAGAAA----	ACCACAAC	5.03427	----ACCACAAC--
ATTGAAC	0.34200	--GTTCAAAT---	AGAAAAAT	5.00668	----AGAAAAAT--
CTGTATTA	0.33893	TAATACAG-----	ACATTATA	4.96352	--ACATTATA---
TATTAGAA	0.33482	---TTCTAATA--	ACATTCTA	4.91655	-----TAGAATGT
ATAATTTA	0.33437	-----TAAATTAT	CTTGAAC	4.83962	----GTTACAAG--