





## QC report

Top scoring motifs for Assay 13914

Protein ID: pTH14207.1 Gene: ZGPAT Domain: zf-CXXC Flag: Reject Array: 1M-ME

8 mer E-scores for probeset 'all'			8 mer Z-scores for probeset 'all'		
Forward:		Reverse:	Forward:		Reverse:
					
Top 10	Scores	Alignment	Top 10	Scores	Alignment
AACGAATT	0.41628	---AATTCGTT-	AACGAATT	4.18169	-----AACGAATT-
ATGTATAA	0.40570	---ATGTATAA-	AACATACA	3.86265	---AACATACA---
TAACGAAA	0.40390	---TTTCGTTA-	ACAACAAT	3.82567	ACAACAAT-----
AACGTTGT	0.39965	----AACGTTGT	ATAATGCA	3.76833	---ATAATGCA---
AAGCAATT	0.39748	---AATTGCTT-	ATGTATAA	3.71205	----TTATACAT--
ACAACAAT	0.39497	----ATTGTTGT	ATACAACA	3.69897	---ATACAACA---
CAATTGCG	0.38739	CGCAATTG----	ATAATATA	3.66022	---ATAATATA---
ATAATGCA	0.38244	-TGCATTAT---	AGACGTCT	3.59957	---AGACGTCT---
AACATACA	0.38208	--TGTATGTT--	ATGTACAT	3.57853	-----ATGTACAT
AATTGTTA	0.37578	---AATTGTTA-	TAACGAAA	3.43094	----TAACGAAA--