





## QC report

Top scoring motifs for Assay 13915

Protein ID: pTH14208.1 Gene: ZGPAT.DBD Domain: zf-CCCH Flag: Reject Array: 1M-ME

8 mer E-scores for probeset 'all'			8 mer Z-scores for probeset 'all'		
Forward:		Reverse:	Forward:		Reverse:
					
Top 10	Scores	Alignment	Top 10	Scores	Alignment
ACAACAAT	0.40705	ACAACAAT - -	ACAACAAT	3.53150	- -ACAACAAT -
CAACAATA	0.39244	- CAACAATA -	ACATATGT	3.41247	- -ACATATGT -
AACATTAA	0.38465	- -AACATTAA	TAACACAA	3.27466	- TAACACAA - -
AACAAACA	0.37708	- -AACAAACA	AACAAACA	3.18907	-AACAAACA - -
ATGTATAA	0.37692	- -ATGTATAA	CGTTAATA	3.12382	- - -CGTTAATA
TATAATAA	0.37616	- -TATAATAA	ATATTAAC	3.06081	- -ATATTAAC -
AACGTGTA	0.37326	-TAACAGTT -	ACATATAT	3.04440	- -ACATATAT -
AACTACAA	0.37105	- -AACTACAA	ACATTAAT	3.01356	- -ACATTAAT -
TGTACAAA	0.37030	TGTACAAA - -	ATGAGTTA	3.00682	TAACTCAT - - -
ATTCGTTG	0.36932	-CAACGAAT -	AAATACAA	2.99606	- -AAATACAA -