





## QC report

Top scoring motifs for Assay 13916

Protein ID: pTH14209.1 Gene: JRK.FL Domain: CENP-B\_N Flag: Reject Array: 1M-ME

8 mer E-scores for probeset 'all'			8 mer Z-scores for probeset 'all'		
Forward:		Reverse:	Forward:		Reverse:
					
Top 10	Scores	Alignment	Top 10	Scores	Alignment
TATCCGGA	0.39682	----TATCCGGA--	AAGCTTAA	3.45428	-AAGCTTAA--
ATCCGGAA	0.39387	-----TTCCGGAT	CAAATTTG	3.30258	CAAATTTG---
CACCTATA	0.39089	-TATAAGTG-----	AACGAATT	3.26666	-AATTCGTT--
AACGTTGT	0.37830	-----ACAACGTT-	AGACGTCT	3.26482	-AGACGTCT--
AACGTGTA	0.37330	----AACTGTTA--	AACGTTGT	3.23546	--AACGTTGT-
AACGAATT	0.37148	AACGAATT-----	AATTGCGT	3.15879	-AATTGCGT--
TATGTCAA	0.36538	-----TTGACATA	AATTGTGA	3.09640	-AATTGTGA--
AACATGCA	0.36373	---AACATGCA---	AGTTCTGA	3.06062	-AGTTCTGA--
CAATTGCG	0.36352	---CAATTGCG---	TATGTCAA	3.05468	---TTGACATA
AATTGCGA	0.36331	----AATTGCGA--	AGCATGTC	3.01257	GACATGCT---