
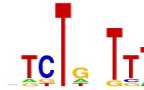




QC report

Top scoring motifs for Assay 13946

Protein ID: pTH14350.1 Gene: THAP5.DBD Domain: THAP Flag: Reject Array: 1M-ME

| 8 mer E-scores for probeset 'all' | | | 8 mer Z-scores for probeset 'all' | | |
|---|---------|---|--|---------|---|
| Forward: | | Reverse: | Forward: | | Reverse: |
|  | |  |  | |  |
| Top 10 | Scores | Alignment | Top 10 | Scores | Alignment |
| AAACACAC | 0.36619 | ---AAACACAC--- | AACCCAAC | 6.71562 | ----GTTGGGTT |
| AAGCAGAA | 0.34494 | ---AAGCAGAA--- | AAAGCAGA | 6.24629 | --AAAGCAGA-- |
| CTCTAATC | 0.34336 | ---GATTAGAG--- | ACAATAGG | 5.96992 | --ACAATAGG-- |
| TGGTGTA | 0.33906 | TTACACCA----- | ATAAAAGC | 5.87747 | --ATAAAAGC-- |
| ACTTATTA | 0.33714 | --TAATAAGT---- | AATTTGCA | 5.87082 | ----AATTTGCA |
| AACCCAAC | 0.32937 | --AACCCAAC---- | TGGTGTA | 5.83320 | TTACACCA---- |
| ATTAGAGG | 0.32797 | ----ATTAGAGG-- | TATAAATA | 5.69034 | TATAAATA---- |
| GCAAAGAA | 0.32643 | GCAAAGAA----- | AAGTTGCC | 5.68750 | ---AAGTTGCC-- |
| AAAGCAGA | 0.32338 | --AAAGCAGA---- | CATAATAC | 5.65450 | -CATAATAC--- |
| ATAGTCTG | 0.31827 | -----CAGACTAT | ACCAATAC | 5.63979 | -ACCAATAC--- |