

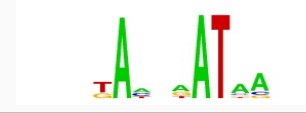



## QC report

Top scoring motifs for Assay 13952

Protein ID: pTH14356.1 Gene: THAP9.DBD Domain: THAP Flag: Reject Array: 1M-ME

8 mer E-scores for probeset 'all'			8 mer Z-scores for probeset 'all'		
Forward:		Reverse:	Forward:		Reverse:
					
Top 10	Scores	Alignment	Top 10	Scores	Alignment
GGTACCA	0.36780	-----TTGGTACC	AAATATTA	6.67233	--AAATATTA--
AAGATAAA	0.34619	----AAGATAAA--	CATTTTTA	6.20897	-TAAAAATG---
AAATATTA	0.34413	---AAATATTA--	ATTGTAA	6.00702	TTACAAAT----
TACAAATA	0.34069	TACAAATA-----	AATAATAG	5.98609	--AATAATAG--
ATAGTCTG	0.33033	-----ATAGTCTG	GATCGATA	5.90242	-GATCGATA---
ATCGATCA	0.32961	---ATCGATCA--	ACAAATAC	5.82932	--ACAAATAC--
AATAATAG	0.32625	----AATAATAG--	CATTATAC	5.77896	----GTATAATG
ACAAATAC	0.32563	-ACAAATAC----	CTGATAAA	5.74498	---CTGATAAA--
GGGATCCC	0.31879	----GGGATCCC--	ATCGATCA	5.71147	--ATCGATCA--
AGAATATG	0.31623	--AGAATATG---	AAAAATAA	5.65091	--AAAAATAA--