





QC report

Top scoring motifs for Assay 13958

Protein ID: pTH14206.3 Gene: ZC3H8 Domain: zf-CCCH Flag: Reject Array: 1M-ME

8 mer E-scores for probeset 'all'			8 mer Z-scores for probeset 'all'		
Forward:		Reverse:	Forward:		Reverse:
					
Top 10	Scores	Alignment	Top 10	Scores	Alignment
AGTTTAAT	0.39082	-AGTTTAAT--	ACAACCAA	8.05613	--ACAACCAA
TATAAATA	0.38484	--TATAAATA-	TATAAATA	7.76697	-TATAAATA-
CTAATAAA	0.38014	CTAATAAA--	TATTAACA	7.69856	-TATTAACA-
ACAACCAA	0.37617	---ACAACCAA	CTAATAAA	7.56984	CTAATAAA--
AACAAATA	0.37528	--AACAAATA-	AGTTTAAT	7.47791	--ATTAAACT
TATTAACA	0.37384	--TATTAACA-	TACTAAAA	7.35742	-TACTAAAA-
ACTATAAT	0.37040	ACTATAAT--	ACTAACAT	7.33733	--ACTAACAT
TATATTAA	0.36845	--TATATTAA-	TAATATGA	7.23343	-TAATATGA-
TATACAAA	0.36326	--TATACAAA-	GTTTAATA	7.15524	-TATTA AAC-
ATACAAAA	0.36253	---ATACAAAA	AACAAATA	7.13231	-AACAAATA-