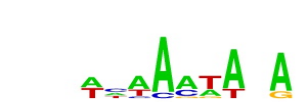





QC report

Top scoring motifs for Assay 13959

Protein ID: pTH14310.3 Gene: NME2 Domain: Unknown Flag: Reject Array: 1M-ME

8 mer E-scores for probeset 'all'			8 mer Z-scores for probeset 'all'		
Forward:		Reverse:	Forward:		Reverse:
					
Top 10	Scores	Alignment	Top 10	Scores	Alignment
TATAAATA	0.35188	TATAAATA--	TATAAATA	6.62667	TATAAATA---
CAAAATACA	0.34890	--CAAATACA	ACTTATAG	5.75376	-ACTTATAG--
TGTTGTAA	0.33474	--TTACAACA	CAACATTG	5.31202	---CAACATTG
ATAATAAA	0.33257	--ATAATAAA	ACCAATAC	5.16977	-ACCAATAC--
CAACATTG	0.32802	--CAACATTG	TGTTGTAA	5.02822	TTACAACA---
ACAAAGAC	0.32656	-ACAAAGAC-	GTATAATA	4.99945	GTATAATA---
GTATAATA	0.32650	GTATAATA--	ACCAACAG	4.98361	-ACCAACAG--
CCACAATA	0.32576	--CCACAATA	CTATACAA	4.95734	---CTATACAA
GTACTTTA	0.32360	-TAAAGTAC-	AACTATTA	4.91153	AACTATTA---
TACATTGA	0.32288	--TACATTGA	TAACGAAA	4.84943	TAACGAAA---