





## QC report

Top scoring motifs for Assay 14311

Protein ID: pTH14211.3 Gene: TIGD3.FL Domain: CENP-B\_N Flag: Reject Array: 1M-ME

8 mer E-scores for probeset 'all'			8 mer Z-scores for probeset 'all'		
Forward:		Reverse:	Forward:		Reverse:
					
Top 10	Scores	Alignment	Top 10	Scores	Alignment
CACTCTAA	0.36278	CACTCTAA--	ATAAAAAA	6.18460	-ATAAAAAA-
ATAAAAAA	0.35571	-ATAAAAAA-	CACTCTAA	5.59231	CACTCTAA--
AAATAACT	0.35113	---AAATAACT	ATAATGCA	5.44672	-ATAATGCA-
ATATATAA	0.33885	-ATATATAA--	CATGAATA	5.39071	CATGAATA--
ACACTTTA	0.33756	--TAAAGTGT-	GGTGTATA	5.21563	--TATACACC
AAACACAC	0.33671	-AAACACAC--	CAGAAACA	5.19755	CAGAAACA--
ATTATTAC	0.33227	-GTAATAAT--	ATTATACA	5.05504	-ATTATACA-
CATGAATA	0.32941	CATGAATA--	AAAATAAC	4.94675	-AAAATAAC-
GTATGGTA	0.32851	--TACCATAC-	CTTTATTA	4.93514	--TAATAAAG
ATATAAAC	0.32514	-ATATAAAC--	CTTGTGAC	4.89311	-GTCACAAG-