





QC report

Top scoring motifs for Assay 14435

Protein ID: pTH15569.1 Gene: CTCF Domain: zf-C2H2 Flag: Reject Array: 1M-ME

8 mer E-scores for probeset 'all'			8 mer Z-scores for probeset 'all'		
Forward:		Reverse:	Forward:		Reverse:
					
Top 10	Scores	Alignment	Top 10	Scores	Alignment
AAATAAAT	0.42489	-AAATAAAT--	TTAATAAA	4.62357	TTAATAAA---
CCGCTAGG	0.42482	CCGCTAGG--	AAATAAAT	4.41980	-AAATAAAT--
AATAAATA	0.41356	--AATAAATA-	ATAAATAT	4.40626	--ATAAATAT-
TTAATAAA	0.41069	TTAATAAA--	ATTAATTC	4.34122	-GAATTAAT--
ATAATAAT	0.40288	-ATAATAAT--	AATAAATA	4.33912	--AATAAATA--
ATTTTATA	0.40259	-TATAAAAT--	CCGCTAGG	4.33075	----CCGCTAGG
AAAATAAA	0.40234	AAAATAAA--	ATTTTATA	4.32054	--ATTTTATA--
ATAAAATA	0.40119	--ATAAAATA-	ATATATTA	4.30981	-TAATATAT--
ATATTTAA	0.39762	---TTAAATAT	TAAAATAA	4.22967	--TAAAATAA--
ATATAAAT	0.39676	-ATATAAAT--	ATAAAATA	4.11515	--ATAAAATA--