





QC report

Top scoring motifs for Assay 14438

Protein ID: pTH14310.4 Gene: NME2 Domain: Unknown Flag: Reject Array: 1M-ME

| 8 mer E-scores for probeset 'all' | | | 8 mer Z-scores for probeset 'all' | | |
|--|---------|---|--|---------|---|
| Forward: | | Reverse: | Forward: | | Reverse: |
|  | |  |  | |  |
| Top 10 | Scores | Alignment | Top 10 | Scores | Alignment |
| TAATATAA | 0.40215 | TTATATTA---- | AAAATACA | 5.81806 | -AAAATACA--- |
| CAAGTATA | 0.39692 | --CAAGTATA-- | AATTATAT | 5.51558 | --AATTATAT-- |
| AATCAGTA | 0.39675 | ---AATCAGTA-- | TAATATAA | 5.21208 | ----TTATATTA |
| ATAAATTG | 0.39433 | -CAATTTAT---- | CAACGTAA | 5.02708 | ----TTACGTTG |
| AAAATACA | 0.39213 | --AAAATACA--- | AATTGTGA | 4.89618 | --AATTGTGA-- |
| ACAACAAT | 0.39035 | ----ATTGTTGT-- | ATAAATTG | 4.79493 | --CAATTTAT-- |
| AATTATAT | 0.38535 | ---AATTATAT-- | ACAACAAT | 4.76772 | ACAACAAT---- |
| ACATCTTA | 0.38054 | -TAAGATGT---- | AATTTTCT | 4.75207 | --AATTTTCT-- |
| AAATTATT | 0.37884 | --AAATTATT--- | ATAATTAT | 4.75207 | ATAATTAT---- |
| TACAACAA | 0.37822 | -----TTGTTGTA | AAATTAGA | 4.72147 | -AAATTAGA--- |