





QC report

Top scoring motifs for Assay 14452

Protein ID: pTH15573.2 Gene: NFKB1 Domain: RHD Flag: Reject Array: 1M-HK

8 mer E-scores for probeset 'all'			8 mer Z-scores for probeset 'all'		
Forward:		Reverse:	Forward:		Reverse:
					
Top 10	Scores	Alignment	Top 10	Scores	Alignment
GATATGTA	0.41794	-GATATGTA-	GATATGTA	5.82481	--TACATATC-
AATATTAA	0.39889	-AATATTAA-	GGAATTAA	5.42532	---GGAATTAA
AATATAAA	0.39256	-AATATAAA-	CACTAGTA	5.14031	--TACTAGTG-
ACCACTAA	0.38840	-ACCACTAA-	AGTTATAT	5.09204	--ATATAACT--
AAGGTAGT	0.37610	-AAGGTAGT-	ACAAACAT	5.03543	--ACAAACAT--
TTTATAAA	0.37464	-TTTATAAA-	AAGTACAA	5.02616	AAGTACAA----
AATAAATT	0.37276	-AATAAATT-	ATACAAAT	4.90887	--ATACAAAT--
CACTAGTA	0.37262	CACTAGTA--	GATTTGTA	4.87301	---TACAAATC-
ATACATTA	0.36993	ATACATTA--	AAACACTA	4.77710	--AAACACTA--
ATAGTAAT	0.36992	--ATAGTAAT	AATAAATT	4.75771	---AATAAATT-