





QC report

Top scoring motifs for Assay 14453

Protein ID: pTH14206.4 Gene: ZC3H8 Domain: zf-CCCH Flag: Passed Array: 1M-HK

8 mer E-scores for probeset 'all'			8 mer Z-scores for probeset 'all'		
Forward:		Reverse:	Forward:		Reverse:
					
Top 10	Scores	Alignment	Top 10	Scores	Alignment
ATAGTAAT	0.45179	--ATAGTAAT-	ATAGTAAT	10.29223	ATAGTAAT---
CTGTATTA	0.44484	TAATACAG--	AATATATT	10.04489	--AATATATT-
AATAAATT	0.44166	-AATAAATT--	GTTGTATA	9.18445	--TATACAAC-
GTTGTATA	0.43914	-TATACAAC--	CTGTATTA	8.86898	-TAATACAG--
AATATAAA	0.43708	-AATATAAA--	TATTATCA	8.54988	-TGATAATA--
GATATGTA	0.43563	-GATATGTA--	AATATTAA	8.53005	--AATATTAA-
AATATATT	0.43286	-AATATATT--	ACTATTAT	8.49188	---ATAATAGT
GATTTATA	0.43285	---TATAAATC	TGGTTTAA	8.36956	-TTAAACCA--
TATTATCA	0.43133	TATTATCA--	AATAATAA	8.01533	--AATAATAA-
AATAGTAA	0.43041	-AATAGTAA--	TAATAATA	7.85470	-TAATAATA--