





## QC report

Top scoring motifs for Assay 13470

Protein ID: pTH14206.1 Gene: ZC3H8 Domain: zf-CCCH Flag: Reject Array: 1M-ME

8 mer E-scores for probeset 'all'			8 mer Z-scores for probeset 'all'		
Forward:		Reverse:	Forward:		Reverse:
					
Top 10	Scores	Alignment	Top 10	Scores	Alignment
TAAATATA	0.42633	TAAATATA--	TATATTAA	3.46418	-TTAATATA--
ATTATATA	0.42523	--ATTATATA	ACATATTA	3.42676	--TAATATGT-
TAAATGTA	0.42339	TAAATGTA--	TAAATATA	3.36122	-TAAATATA--
TATATTAA	0.42005	TTAATATA--	ATATTTAG	3.31299	CTAAATAT---
ATATAATA	0.41976	-TATTATAT-	CAAAATATA	3.30680	-CAAAATATA--
ACATATTA	0.41926	-TAATATGT-	AAATATAT	3.27968	---AAATATAT-
AATAAGTA	0.41748	--AATAAGTA	ATTATATA	3.25069	---ATTATATA
ACATATAT	0.41412	-ACATATAT-	ACATATAT	3.22635	--ACATATAT-
ATATACAG	0.41385	-ATATACAG-	AGATATAT	3.22577	--AGATATAT-
AAATATAT	0.41357	-AAATATAT-	TAATACGA	3.17275	--TAATACGA-