





QC report

Top scoring motifs for Assay 13502

Protein ID: pTH13946.1 Gene: AC008770.FL Domain: zf-C2H2 Flag: Reject Array: 1M-ME

| 8 mer E-scores for probeset 'all' | | | 8 mer Z-scores for probeset 'all' | | |
|--|---------|---|--|---------|---|
| Forward: | | Reverse: | Forward: | | Reverse: |
|  | |  |  | |  |
| Top 10 | Scores | Alignment | Top 10 | Scores | Alignment |
| AACGTTGT | 0.40743 | --AACGTTGT-- | TGTATACA | 3.68924 | -----TGTATACA |
| TTGTACAA | 0.40132 | ---TTGTACAA- | AACATGTT | 3.47191 | -AACATGTT---- |
| ATGATCAT | 0.39346 | --ATGATCAT-- | ACACTAAT | 3.31274 | -ATTAGTGT---- |
| ACAACAAT | 0.38943 | --ATTGTTGT-- | AGACGTCT | 3.25876 | AGACGTCT----- |
| AATTGTTA | 0.38872 | -AATTGTTA--- | ACAACAAT | 3.24955 | -ATTGTTGT---- |
| TAACGAAA | 0.38761 | -TTTCGTTA--- | AACGTTGT | 3.20450 | -AACGTTGT---- |
| AATTTGTA | 0.38705 | -AATTTGTA--- | AATTTGTA | 3.17455 | --AATTTGTA---- |
| AAATTGTT | 0.38656 | AAATTGTT---- | AATTAATT | 3.13390 | -AATTAATT---- |
| ATGTACAT | 0.38633 | --ATGTACAT-- | CAACGTTG | 3.12170 | CAACGTTG----- |
| CAGAAACA | 0.38366 | ----TGTTTCTG | ACAAAATA | 3.03125 | -TATTTTGT---- |