





## QC report

Top scoring motifs for Assay 13526

Protein ID: pTH14240.2 Gene: ADNP.DBD.2 Domain: Homeobox Flag: Reject Array: 1M-HK

8 mer E-scores for probeset 'all'			8 mer Z-scores for probeset 'all'		
Forward:		Reverse:	Forward:		Reverse:
					
Top 10	Scores	Alignment	Top 10	Scores	Alignment
GATGCATC	0.38994	----GATGCATC	TATTAATA	3.98117	--TATTAATA
GTTTAAAC	0.38395	---GTTTAAAC-	TGTTAACA	3.62024	-TGTTAACA-
GTACATTA	0.38382	-GTACATTA---	TATAACGA	3.51768	--TATAACGA
CAACAATG	0.38249	----CAACAATG	ACATTACT	3.48712	-ACATTACT-
TATAACGA	0.38207	--TATAACGA--	GATGCATC	3.34427	--GATGCATC
TATTAATA	0.38204	----TATTAATA	ACATACTA	3.29379	-ACATACTA-
CATCGATG	0.37851	CATCGATG----	ACAATACG	3.26328	-ACAATACG-
ATATTAGC	0.37764	---ATATTAGC-	GTAATTAC	3.26245	GTAATTAC--
TATATGAA	0.37367	--TATATGAA--	GTAAAGTA	3.25790	TACTTTAC--
GTAACGTA	0.37320	--TACGTTAC--	AGCAATAT	3.22958	-ATATTGCT-