





## QC report

Top scoring motifs for Assay 13528

Protein ID: pTH14242.2 Gene: ADNP2.DBD.2 Domain: Homeobox Flag: Reject Array: 1M-HK

8 mer E-scores for probeset 'all'			8 mer Z-scores for probeset 'all'		
Forward:		Reverse:	Forward:		Reverse:
					
Top 10	Scores	Alignment	Top 10	Scores	Alignment
AATCGATT	0.41444	---AATCGATT-	AATCGATT	4.18259	AATCGATT----
AAAGCTTA	0.39381	----AAAGCTTA	GATCTAGA	3.69345	--TCTAGATC-
TATAAGCA	0.39023	TATAAGCA----	CGCAACAA	3.64516	--TTGTTGCG--
GATCTAGA	0.38364	---GATCTAGA-	AAACGTTT	3.58394	AAACGTTT----
ATTGTTGC	0.38121	----ATTGTTGC	TATGCATA	3.51342	----TATGCATA
CGCAACAA	0.37701	-CGCAACAA---	ACAAACAG	3.48254	-CTGTTTGT---
ATCTAGAT	0.37139	----ATCTAGAT	CAAAAAAC	3.48234	GTTTTTTG----
GTCGACTA	0.36480	----GTCGACTA	ATTGTTGC	3.47915	-ATTGTTGC---
GACAAACA	0.36439	GACAAACA----	CTTATAAG	3.47262	-CTTATAAG---
AAACGTTT	0.36384	---AAACGTTT-	GAACGTTC	3.46233	GAACGTTC----