





QC report

Top scoring motifs for Assay 13660

Protein ID: pTH14257.1 Gene: HSFX2.DBD Domain: HSF_DNA-bind Flag: Reject Array: 1M-ME

8 mer E-scores for probeset 'all'			8 mer Z-scores for probeset 'all'		
Forward:		Reverse:	Forward:		Reverse:
					
Top 10	Scores	Alignment	Top 10	Scores	Alignment
ATGTACAT	0.39060	ATGTACAT-----	ATGTACAT	4.41948	---ATGTACAT
AAAATTTT	0.38488	---AAAATTTT---	AAAATTTT	4.05973	AAAATTTT---
TGTGCACA	0.37678	-TGTGCACA-----	ACATGTTA	3.93721	-ACATGTTA--
ATAATGCA	0.36475	---TGCATTAT---	AAGTACGT	3.76620	-ACGTACTT--
ATAACGAA	0.35703	--TTCGTTAT----	ATAATTAT	3.73378	-ATAATTAT--
ACATGTTA	0.35701	----ACATGTTA--	ATAACGAA	3.68802	--TTCGTTAT-
TATGTGAA	0.35687	---TTCACATA---	ACACACTA	3.66889	-ACACACTA--
CTGTAATA	0.35631	TATTACAG-----	ATGCAGTA	3.65507	TACTGCAT---
ATACAGTA	0.35609	-----ATACAGTA	AACGTGTA	3.61496	-AACTGTGA--
TACATATA	0.35450	---TACATATA---	AACATGTT	3.61174	AACATGTT---