





QC report

Top scoring motifs for Assay 13672

Protein ID: pTH14291.1 Gene: CHCHD3.FL Domain: Unknown Flag: Reject Array: 1M-ME

8 mer E-scores for probeset 'all'			8 mer Z-scores for probeset 'all'		
Forward:		Reverse:	Forward:		Reverse:
					
Top 10	Scores	Alignment	Top 10	Scores	Alignment
ATGTACAT	0.42365	--ATGTACAT--	ATGTACAT	7.81239	-ATGTACAT--
ATACAACA	0.40940	----ATACAACA	TATATGCA	6.39589	TATATGCA---
TGTATACA	0.40070	-TGTATACA---	ATACAACA	6.27760	----ATACAACA
AATGCATT	0.38267	---AATGCATT-	ATACGTAT	6.23695	-ATACGTAT--
TATATGCA	0.37949	-TATATGCA---	TGTATACA	5.56656	TGTATACA---
ATACGTAT	0.37583	--ATACGTAT--	ACATGCTA	5.31682	-ACATGCTA--
TAACGAAA	0.36304	-TAACGAAA---	CAACACATA	5.24588	TATGTTTG---
GTACTTTA	0.36083	GTACTTTA----	TGTTGTAA	5.23709	TGTTGTAA---
ACAATTGG	0.36016	ACAATTGG----	TACAAATA	5.01884	TATTTGTA---
TACAAATA	0.35903	-TATTTGTA---	ATAATATA	4.98555	TATATTAT---