





## QC report

Top scoring motifs for Assay 13713

Protein ID: pTH13941.2 Gene: POGK.DBD Domain: BrkDBD Flag: Reject Array: 1M-HK

| 8 mer E-scores for probeset 'all'   |         |   | 8 mer Z-scores for probeset 'all'  |         |   |
|---|---------|---|--|---------|---|
| Forward:  |         | Reverse:  | Forward:   |         | Reverse:  |
|  |         |  |  |         |  |
| Top 10  | Scores  | Alignment   | Top 10   | Scores  | Alignment   |
| CATTATAG  | 0.38556 | CTATAATG---   | CGTTATAA   | 4.08037 | ---CGTTATAA-  |
| TATAACGA  | 0.37921 | -TATAACGA--   | AACGTTGC   | 3.64894 | GCAACGTT----  |
| CGTTATAA  | 0.35312 | TTATAACG---   | GTTATAAC   | 3.64726 | -----GTTATAAC   |
| TTTCGAAA  | 0.34830 | ---TTTCGAAA   | CTACATTA   | 3.43464 | ----CTACATTA-   |
| ACATTACT  | 0.34643 | ACATTACT---   | ATTATATG   | 3.42562 | -----ATTATATG   |
| ATGTAACA  | 0.34424 | ATGTAACA---   | TATAACGA   | 3.39120 | ---TCGTTATA--   |
| ACGTATTG  | 0.34250 | -CAATACGT--   | TAGCGATA   | 3.38126 | -TATCGCTA----   |
| TTCGAAAA  | 0.34190 | --TTTTCGAA-   | AGAGATAT   | 3.37200 | ----AGAGATAT-   |
| AGAGATAT  | 0.34113 | --ATATCTCT-   | GTCCTAAC   | 3.36642 | -----GTCCTAAC   |
| ACTATTTA  | 0.33923 | -TAAATAGT--   | CAACGTTG   | 3.35584 | -CAACGTTG----   |