





QC report

Top scoring motifs for Assay 13751

Protein ID: pTH14324.2 Gene: SAFB.DBD Domain: Unknown Flag: Reject Array: 1M-HK

8 mer E-scores for probeset 'all'			8 mer Z-scores for probeset 'all'		
Forward:		Reverse:	Forward:		Reverse:
					
Top 10	Scores	Alignment	Top 10	Scores	Alignment
GCACGTGC	0.43539	- -GCACGTGC	GCACGTGC	8.45452	GCACGTGC - -
CACGTGCA	0.41231	- CACGTGCA -	GCACGCAC	6.98238	- -GCACGCAC
AGCACGCA	0.40572	- AGCACGCA -	GCATGCGA	6.82747	TCGCATGC - -
ACGCACGC	0.40375	ACGCACGC - -	GCATTTTA	6.65775	- -GCATTTTA
AGCATGCG	0.40351	- CGCATGCT -	CTGCATGC	6.51983	- -GCATGCAG
GCATTTTA	0.40181	- -GCATTTTA	CACGTGCA	6.50018	- CACGTGCA -
GCACGCAC	0.39893	- -GCACGCAC	AACGTGCA	6.49357	- AACGTGCA -
GCGTACGC	0.39722	GCGTACGC - -	CGCATGCA	6.16654	- CGCATGCA -
CGCACGCA	0.39314	- CGCACGCA -	AGCATGCG	6.08525	- CGCATGCT -
ACGTGCGG	0.39255	CCGCACGT - -	GCACACGC	5.87394	GCACACGC - -