





QC report

Top scoring motifs for Assay 13757

Protein ID: pTH14331.1 Gene: TET2.DBDwLinker Domain: Unknown Flag: Reject Array: 1M-ME

8 mer E-scores for probeset 'all'			8 mer Z-scores for probeset 'all'		
Forward:		Reverse:	Forward:		Reverse:
					
Top 10	Scores	Alignment	Top 10	Scores	Alignment
CTCTAATC	0.36965	- GATTAGAG -	AATAAGTG	6.58753	CAC TTATT -
CACCAATA	0.36361	CACCAATA - -	ATATAGAA	6.43717	- TTCTATAT
CAACACAG	0.36256	CAACACAG - -	AATACTAA	6.11468	- AATACTAA
ACACACAG	0.34408	ACACACAG - -	CTCTAATC	5.77937	CTCTAATC -
AAACACAC	0.33803	AAACACAC - -	CAACACAG	5.35755	CAACACAG -
ATAATAAA	0.33715	ATAATAAA - -	CACCAATA	5.32558	CACCAATA -
ATAAATAA	0.33624	ATAAATAA - -	TATAAATA	4.89884	TATAAATA -
CCAACACA	0.33257	- - CCAACACA	CATCACCA	4.81620	CATCACCA -
AATTTGTA	0.33253	- TACAAATT -	ACAAATAC	4.81084	- ACAAATAC
ATACAAAA	0.32997	ATACAAAA - -	AATTTGTA	4.75859	TACAAATT -