





## QC report

Top scoring motifs for Assay 13775

Protein ID: pTH14333.2 Gene: TMF1.DBD Domain: Unknown Flag: Reject Array: 1M-HK

8 mer E-scores for probeset 'all'			8 mer Z-scores for probeset 'all'		
Forward:		Reverse:	Forward:		Reverse:
					
Top 10	Scores	Alignment	Top 10	Scores	Alignment
GTTATAAC	0.44222	--GTTATAAC	GTTATAAC	5.98810	---GTTATAAC-
ATGTGTAC	0.39709	--ATGTGTAC	GAAATTC	5.84665	--GAAATTC--
GAAATTC	0.39361	-GAAATTC-	GTGTACAC	4.93338	---GTGTACAC-
GTGTACAC	0.39339	--GTGTACAC	ACTATAGT	4.54539	ACTATAGT---
TGTGTAA	0.37586	-TGTGTAA-	TACACACA	4.52407	--TGTGTGTA--
ATACGTTA	0.37146	ATACGTTA--	ATGTTAAC	4.39558	---ATGTTAAC-
TACACACA	0.37029	-TGTGTGTA-	ACGTGAAA	4.35815	---ACGTGAAA-
ATGTTAAC	0.36999	--ATGTTAAC	CTGTATTA	4.33776	-CTGTATTA---
ACGTGAAA	0.36804	--ACGTGAAA	TGTGTAA	4.27433	--TGTGTAA--
TAACGTAA	0.36421	TTACGTTA--	TATTAATA	4.23252	----TATTAATA