





## QC report

Top scoring motifs for Assay 13780

Protein ID: pTH14266.2 Gene: MBD1.DBD Domain: MBD Flag: Passed Array: 1M-HK

8 mer E-scores for probeset 'all'			8 mer Z-scores for probeset 'all'		
Forward:		Reverse:	Forward:		Reverse:
					
Top 10	Scores	Alignment	Top 10	Scores	Alignment
GCGCGCGC	0.45667	--GCGCGCGC----	TCGCGCGA	9.68753	TCGCGCGA----
GCGCAAAA	0.44939	--GCGCAAAA----	CGCGCGCG	9.17636	-CGCGCGCG---
CGCGCGCG	0.43854	-CGCGCGCG-----	GCGCAAAA	8.76053	--GCGCAAAA--
TCGCGCGA	0.43005	TCGCGCGA-----	GCGCACAA	8.33470	--GCGCACAA--
AAATTTAA	0.41108	-----AAATTTAA	GCGCGCGC	8.19080	GCGCGCGC----
TAAATTTA	0.40467	-----TAAATTTA-	AATTTAAA	8.07517	---TTTAAATT-
AATTTAAA	0.40381	----TTTAAATT---	ACATACAC	7.28874	----GTGTATGT
CGCGCGAA	0.39651	-CGCGCGAA-----	TATAACGA	7.27695	TATAACGA----
GCGCGAAA	0.39556	--GCGCGAAA-----	CGCGCTTA	6.68394	-CGCGCTTA---
GCGCGCAA	0.39545	--GCGCGCAA-----	CGCGCGAA	6.60132	-CGCGCGAA---