





QC report

Top scoring motifs for Assay 13800

Protein ID: pTH12991.1 Gene: LIN28B.mCCHC Domain: CSD Flag: Reject Array: 1M-ME

8 mer E-scores for probeset 'all'			8 mer Z-scores for probeset 'all'		
Forward:		Reverse:	Forward:		Reverse:
					
Top 10	Scores	Alignment	Top 10	Scores	Alignment
GTGTGTGA	0.37906	--TCACACAC--	GTGTGTGA	9.40565	--TCACACAC--
AACAACGC	0.37828	--AACAACGC--	ACACAACC	9.09055	--ACACAACC--
AAACACAC	0.37606	--AAACACAC--	AAACCCAC	8.69515	--AAACCCAC--
ACACACAC	0.36807	--ACACACAC--	AGGTTGTG	7.87988	---CACAACTT
GTGGTGTA	0.36205	--TACACCAC--	CCTCCACC	7.86689	--CCTCCACC--
GTGTAGTA	0.35953	--TACTACAC--	GTGCGCAC	7.85479	GTGCGCAC---
AAGGGTGG	0.35834	----CCACCCTT	AACAACGC	7.50109	---AACAACGC
CTCAACAC	0.35697	CTCAACAC---	AAGTGTG	7.22341	---CAACACTT
AACGACAC	0.35120	--AACGACAC--	AAAGCAAC	6.88678	-AAAGCAAC--
AACACACA	0.34985	---AACACACA-	AGCAACGG	6.85771	---AGCAACGG