





## QC report

Top scoring motifs for Assay 13816

Protein ID: pTH12991.2 Gene: LIN28B.mCCHC Domain: CSD Flag: Reject Array: 1M-HK

8 mer E-scores for probeset 'all'			8 mer Z-scores for probeset 'all'		
Forward:		Reverse:	Forward:		Reverse:
					
Top 10	Scores	Alignment	Top 10	Scores	Alignment
TCTCGAGA	0.42647	-TCTCGAGA----	ACGACAAA	9.97194	-ACGACAAA-
GATGTGTA	0.41024	----TACACATC	CACACGTC	9.40961	-CACACGTC-
AAACTAAC	0.40949	----AAACTAAC-	TCTCGAGA	9.40911	-TCTCGAGA-
AAAACGAC	0.40527	AAAACGAC----	ATTCTAGG	8.83310	-CCTAGAAT-
ACGACAAA	0.39798	---ACGACAAA--	GATGTGTA	8.50765	-TACACATC-
ATTCTAGG	0.39727	---CCTAGAAT--	CGTGTATA	8.48223	-TATACACG-
ACCACTAA	0.39334	---ACCACTAA--	TACTCCAA	8.20089	TACTCCAA--
ATATATTG	0.38639	----CAATATAT-	ACTACAAC	7.94988	-ACTACAAC-
ATGTGTTG	0.38568	----CAACACAT-	CTAGTATA	7.92101	--CTAGTATA
ATATCACA	0.38264	---ATATCACA--	AGTTGTTA	7.48386	--TAACAACT