





QC report

Top scoring motifs for Assay 13829

Protein ID: pTH13937.1 Gene: NCOA3.DBD Domain: HLH Flag: Reject Array: 1M-ME

8 mer E-scores for probeset 'all'			8 mer Z-scores for probeset 'all'		
Forward:		Reverse:	Forward:		Reverse:
					
Top 10	Scores	Alignment	Top 10	Scores	Alignment
TAACAGTA	0.36924	-TAACAGTA-	GTATAATA	6.17406	-GTATAATA---
GTATAATA	0.36068	-GTATAATA-	AATAATAG	5.81001	--AATAATAG--
ATATTTAA	0.35740	TTAAATAT--	CACAAAAA	5.21002	--CACAAAAA--
AATAATAG	0.35228	--AATAATAG	CACAATAG	5.00892	--CACAATAG--
AATCAGTA	0.34673	-AATCAGTA-	ATTATTTG	4.84614	CAAAATAAT---
AAAACATA	0.34168	-AAAACATA-	CAGTATTA	4.72199	----TAATACTG
CCAACAAA	0.34132	CCAACAAA--	ACTATCAC	4.67638	---GTGATAGT-
TACTATCA	0.33593	-TGATAGTA-	GTGTGTTA	4.62856	----TAACACAC
CAAACTTA	0.33563	-CAAACTTA-	ATTCTGAA	4.62730	TTCAGAAAT---
ACTTTAAT	0.33485	ATTAAAGT--	ATATTATA	4.55366	--TATAATAT--