





QC report

Top scoring motifs for Assay 13830

Protein ID: pTH13938.1 Gene: SOHLH1.FL Domain: HLH Flag: Reject Array: 1M-ME

8 mer E-scores for probeset 'all'			8 mer Z-scores for probeset 'all'		
Forward:		Reverse:	Forward:		Reverse:
					
Top 10	Scores	Alignment	Top 10	Scores	Alignment
AGTAATAT	0.38591	AGTAATAT --	ATTATATA	5.75518	-ATTATATA--
ATCACTTA	0.36920	--TAAGTGAT	AGTAATAT	5.75328	AGTAATAT---
GTAATATA	0.35799	-GTAATATA-	ACACAATA	5.55005	TATTGTGT---
CTTTATTA	0.35520	--TAAATAAG	AATATATG	5.38604	-AATATATG--
AAAACATA	0.35415	-AAAACATA-	ATTTGTAG	5.16482	--ATTTGTAG--
ATATATAT	0.34544	--ATATATAT	CATAGATA	5.13086	---TATCTATG
ACCTTTTA	0.34539	--TAAAAGGT	TTATATAA	5.03768	--TTATATAA--
ATTATATA	0.34338	-ATTATATA-	ATAATAAA	4.87366	-ATAATAAA--
TAAATTTA	0.34176	-TAAATTTA-	CTTTATTA	4.79456	--TAATAAAG--
CAATTACG	0.34069	CGTAATTG--	TTACACAA	4.76551	--TTACACAA--