





## QC report

Top scoring motifs for Assay 13845

Protein ID: pTH13937.2 Gene: NCOA3.DBD Domain: HLH Flag: Reject Array: 1M-HK

8 mer E-scores for probeset 'all'			8 mer Z-scores for probeset 'all'		
Forward:		Reverse:	Forward:		Reverse:
					
Top 10	Scores	Alignment	Top 10	Scores	Alignment
ATATTAAG	0.42137	---CTTAATAT	GATATGTA	3.83642	TACATATC--
AAC TTATT	0.41688	--AACTTATT--	ATATTAAG	3.63652	-ATATTAAG-
ACTAATTA	0.40359	---ACTAATTA-	TGTAGCAA	3.58777	--TGTAGCAA
AGAATTCT	0.40234	-AGAATTCT--	ACATAGAC	3.58616	-ACATAGAC-
ACATAGAC	0.39279	---ACATAGAC-	ACAAACAG	3.56001	-ACAAACAG-
GTAACACA	0.39227	GTAACACA---	GACAAACA	3.48426	GACAAACA--
AGCATATA	0.38961	--AGCATATA--	AACTATAG	3.47847	-AACTATAG-
GACAAACA	0.38293	--GACAAACA--	AAC TTATT	3.40746	AAC TTATT--
GATATGTA	0.37757	--TACATATC--	ACTAATTA	3.37732	TAATTAGT--
AACTATAG	0.37678	--AACTATAG--	AGACTTGT	3.37206	--CAAAGTCT