





QC report

Top scoring motifs for Assay 13862

Protein ID: pTH14269.1 Gene: MTERF3.DBD Domain: mTERF Flag: Reject Array: 1M-ME

8 mer E-scores for probeset 'all'			8 mer Z-scores for probeset 'all'		
Forward:		Reverse:	Forward:		Reverse:
					
Top 10	Scores	Alignment	Top 10	Scores	Alignment
AGTAATCC	0.34845	GGATTACT-----	AGTAATCC	5.37058	GGATTACT-----
ATCACTTC	0.33748	--ATCACTTC---	GCAGGCCA	4.74904	---GCAGGCCA--
TATGTGAA	0.33586	--TTCACATA---	ATCACTTC	4.69341	--ATCACTTC---
AGAACGTC	0.31859	--AGAACGTC---	CACTTGAC	4.68877	---CACTTGAC--
GGTCGACC	0.31696	---GGTCGACC--	GAGTGTGC	4.18467	-GCACACTC----
ACCCGAGT	0.31570	-----ACTCGGGT	TATGTGAA	3.98828	--TTCACATA---
GGAGGCCA	0.31248	---TGGCCTCC--	AAGAATGC	3.98060	--AAGAATGC---
TCCAGTAA	0.30918	---TTCCTGGA--	GTCTTGCA	3.90869	----GTCTTGCA-
CTCAAAGA	0.30771	---TCTTTGAG--	ACTTCGTG	3.88035	-----ACTTCGTG
CTGCAGTC	0.30172	----GACTGCAG-	ACGTGGTC	3.85519	-GACCACGT----