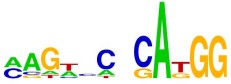





## QC report

Top scoring motifs for Assay 13879

Protein ID: pTH14270.2 Gene: MTERF4.FL Domain: mTERF Flag: Reject Array: 1M-HK

| 8 mer E-scores for probeset 'all'   |         |   | 8 mer Z-scores for probeset 'all'  |         |   |
|---|---------|---|--|---------|---|
| Forward:  |         | Reverse:  | Forward:   |         | Reverse:  |
|  |         |  |  |         |  |
| Top 10  | Scores  | Alignment   | Top 10   | Scores  | Alignment   |
| CCAGTTCG  | 0.35701 | -CCAGTTCG-----  | ATCTTGTA   | 4.79555 | -TACAAGAT--   |
| AATACCCA  | 0.32037 | ---AATACCCA----   | TTTTAAAA   | 4.71789 | --TTTTAAAA--  |
| AGTCCCA   | 0.31403 | ---AGTCCCA----  | AAATGACC   | 4.69167 | --AAATGACC--  |
| AAGCCTCC  | 0.31266 | --AAGCCTCC-----   | CTATCAAA   | 4.46737 | ---TTTGATAG   |
| ACCATGGT  | 0.31073 | -----ACCATGGT   | TTCCGGAA   | 4.29608 | -TTCCGGAA--   |
| AAGAGCAG  | 0.30776 | --AAGAGCAG-----   | AATTGACG   | 4.25863 | --AATTGACG--  |
| ATCTTGTA  | 0.29895 | ----TACAAGAT---   | AGATATCT   | 4.17132 | ---AGATATCT   |
| CTCGGTCC  | 0.29827 | CTCGGTCC-----   | CCAGTTCG   | 4.09464 | CGAACTGG---   |
| CGAGCTCA  | 0.29697 | ---CGAGCTCA----   | AACTGATC   | 3.96850 | --AACTGATC--  |
| CCCTGAGG  | 0.29553 | -----CCTCAGGG-  | AACCATCT   | 3.91567 | ---AACCATCT   |