





QC report

Top scoring motifs for Assay 13890

Protein ID: pTH14342.1 Gene: THAP10 Domain: THAP Flag: Reject Array: 1M-ME

8 mer E-scores for probeset 'all'			8 mer Z-scores for probeset 'all'		
Forward:		Reverse:	Forward:		Reverse:
					
Top 10	Scores	Alignment	Top 10	Scores	Alignment
CTCTAATC	0.38485	-----CTCTAATC	TATAAATA	5.51190	TATTTATA---
GTTTCTGA	0.35597	----TCAGAAAC-	CTCTAATC	5.06523	-CTCTAATC--
TATAAATA	0.35261	---TATTTATA--	CTTTATTA	4.67571	-CTTTATTA--
GTACTTTA	0.35197	--GTACTTTA---	CACTACTA	4.61393	-CACTACTA--
GTATAATA	0.34992	---TATTATAC--	ACTTATTA	4.55758	-ACTTATTA--
TACTTTAA	0.33560	---TACTTTAA--	TCCAACAA	4.39868	---TTGTTGGA
ACACACAG	0.33339	-----CTGTGTGT	ATAACTGA	4.39064	--TCAGTTAT-
AAGCAGAA	0.32526	TTCTGCTT-----	ATTATCAA	4.38739	--ATTATCAA-
AAAGCAGA	0.32497	-TCTGCTTT-----	ACTTAACC	4.32405	ACTTAACC---
AAACTAAG	0.32387	-CTTAGTTT-----	TCTCTTAA	4.31964	--TCTCTTAA-