





QC report

Top scoring motifs for Assay 13891

Protein ID: pTH14343.1 Gene: THAP10.DBD Domain: THAP Flag: Reject Array: 1M-ME

8 mer E-scores for probeset 'all'			8 mer Z-scores for probeset 'all'		
Forward:		Reverse:	Forward:		Reverse:
					
Top 10	Scores	Alignment	Top 10	Scores	Alignment
CTCTAATC	0.37188	CTCTAATC---	GTATAATA	6.83774	GTATAATA--
GTATAATA	0.37105	GTATAATA---	TATAAATA	6.67688	-TATAAATA-
TATACAGA	0.35959	-TATACAGA--	ATAAATAA	5.77761	--ATAAATAA
ATAAATAA	0.35360	--ATAAATAA--	ATTTTGAC	5.52771	GTCAAAAT--
TATAAATA	0.34840	-TATAAATA--	TATACAGA	5.47312	-TATACAGA-
ATAATAAA	0.34398	--ATAATAAA--	TATAACCA	5.43385	-TATAACCA-
CACCAATA	0.34104	-CACCAATA--	CTCTAATC	5.40401	CTCTAATC--
CAATAGTG	0.33481	----CAATAGTG	CACCAATA	5.37195	-CACCAATA-
CTACAACC	0.32867	CTACAACC----	ATTCATTA	5.16452	TAATGAAT--
ATTGGTAG	0.32671	CTACCAAT----	AGTTAAAT	5.01068	AGTTAAAT--