





QC report

Top scoring motifs for Assay 13904

Protein ID: pTH14339.2 Gene: SP140L.FL Domain: SAND Flag: Reject Array: 1M-HK

8 mer E-scores for probeset 'all'			8 mer Z-scores for probeset 'all'		
Forward:		Reverse:	Forward:		Reverse:
					
Top 10	Scores	Alignment	Top 10	Scores	Alignment
TTACGTAA	0.42770	TTACGTAA--	TCACGTGA	9.28164	-TCACGTGA-
TCACGTGA	0.42111	TCACGTGA--	TTACGTAA	9.27507	-TTACGTAA-
GTAACGTA	0.41945	-TACGTTAC-	GTAACGTA	8.91090	GTAACGTA--
TACGCGTA	0.41102	-TACGCGTA-	TACGTAAA	8.63528	--TACGTAAA
TACGTAAA	0.40017	-TACGTAAA-	AACGTAAA	7.76171	--AACGTAAA
TAACGTAA	0.39484	TAACGTAA--	TAACGTAA	7.73137	-TAACGTAA-
AACGTAAA	0.38797	-AACGTAAA-	TACGCGTA	7.31065	--TACGCGTA
ACGTCACC	0.38439	--ACGTCACC	CGCGCGCG	7.20947	--CGCGCGCG
CGGTCCA	0.38315	-CGGTCCA-	ATTACGTA	6.74591	ATTACGTA--
ATTACGTA	0.38212	-TACGTAAT-	AATACGTA	6.41473	AATACGTA--