





QC report

Top scoring motifs for Assay 13905

Protein ID: pTH14341.2 Gene: TBPL1.FL Domain: TBP Flag: Reject Array: 1M-HK

| 8 mer E-scores for probeset 'all' | | | 8 mer Z-scores for probeset 'all' | | |
|---|---------|---|--|---------|---|
| Forward: | | Reverse: | Forward: | | Reverse: |
|  | |  |  | |  |
| Top 10 | Scores | Alignment | Top 10 | Scores | Alignment |
| AATACAAA | 0.35798 | --TTTGTATT-- | ATTCACAG | 5.07066 | -ATTCACAG-- |
| ATACAAAT | 0.34606 | -ATTTGTAT-- | TGTGTTAA | 4.81938 | TTAACACA-- |
| CACCACTA | 0.34094 | CACCACTA---- | ATACAAAT | 4.71608 | ---ATACAAAT |
| AAAGGGAG | 0.33983 | --CTCCCTTT-- | CTGTATTA | 4.70958 | -TAATACAG-- |
| ATAAGGGG | 0.33764 | -CCCCTTAT-- | ATAAGGGG | 4.61569 | -CCCCTTAT-- |
| ATTATCCC | 0.33406 | ----ATTATCCC | AACGGAAG | 4.54585 | --AACGGAAG-- |
| ATTCACAG | 0.33299 | ----ATTCACAG | ACCAAAAA | 4.45814 | --ACCAAAAA-- |
| CTATTATC | 0.32737 | --CTATTATC-- | CGACAATA | 4.45164 | ---CGACAATA |
| CTTATAAG | 0.32416 | --CTTATAAG-- | ATCCGGAT | 4.38114 | -ATCCGGAT-- |
| ATTATTAC | 0.32289 | ----ATTATTAC | CACCACAA | 4.36815 | -CACCACAA-- |