





QC report

Top scoring motifs for Assay 13908

Protein ID: pTH14344.2 Gene: THAP11.FL Domain: THAP Flag: Reject Array: 1M-HK

8 mer E-scores for probeset 'all'			8 mer Z-scores for probeset 'all'		
Forward:		Reverse:	Forward:		Reverse:
					
Top 10	Scores	Alignment	Top 10	Scores	Alignment
GAAATTC	0.35422	-----GAAATTC---	GAAATTC	5.35870	-GAAATTC---
GTCATGAC	0.33547	-----GTCATGAC---	AGTGGTGA	5.32866	----TCACCACT
ATACAAAT	0.33092	---ATACAAAT-----	GTCATGAC	5.24125	--GTCATGAC--
CGGCGAGC	0.32877	---CGGCGAGC-----	CGTTGACA	5.18104	--CGTTGACA--
AATAGTGT	0.32832	-----AATAGTGT	TATTATCA	5.10300	--TATTATCA--
GGAAAATA	0.31842	----GGAAAATA----	GGAAAATA	4.75629	--TATTTTCC--
CTATTATC	0.31535	-----GATAATAG---	GCCAACAA	4.73832	-TTGTTGGC---
CACTATTA	0.31245	-----TAATAGTG-	GTAACATA	4.53357	----GTAACATA
TCCCGGGA	0.31125	TCCCGGGA-----	ATGTTAAA	4.36259	--TTTAACAT-
ACAAAAA	0.31030	----ACAAAAA----	AATATATC	4.34231	GATATATT----