





QC report

Top scoring motifs for Assay 13912

Protein ID: pTH14348.2 Gene: THAP4.DBD Domain: THAP Flag: Reject Array: 1M-HK

8 mer E-scores for probeset 'all'			8 mer Z-scores for probeset 'all'		
Forward:		Reverse:	Forward:		Reverse:
					
Top 10	Scores	Alignment	Top 10	Scores	Alignment
AGTTTTTC	0.37635	-AGTTTTTC-	AGTTTTTC	7.17579	---AGTTTTTC---
TGTTAACA	0.37237	--TGTTAACA	CGCGCGCG	6.85345	---CGCGCGCG---
GGTAATAA	0.37098	-TTATTACC-	AAGTACTT	6.48921	-----AAGTACTT
CTATTATC	0.36453	-CTATTATC-	GCATACAA	5.64122	-----TTGTATGC
AAAAATAA	0.36442	-TTATTTTT-	TATGTGAA	5.58980	---TATGTGAA---
CGCGCGCG	0.36148	-CGCGCGCG-	GATATGTA	5.52592	---GATATGTA---
AAGTACTT	0.34649	--AAGTACTT	ACAAATAG	5.49517	--CTATTTGT---
ACAAATAG	0.34595	-CTATTTGT-	GAAATTTT	5.34157	---GAAATTTT---
ATAATAGA	0.34286	TCTATTAT--	ACCGATAA	5.19960	ACCGATAA-----
GATATGTA	0.34093	-TACATATC-	TATACCGA	5.19697	-----TCGGTATA-