





QC report

Top scoring motifs for Assay 13915

Protein ID: pTH14208.1 Gene: ZGPAT.DBD Domain: zf-CCCH Flag: Reject Array: 1M-ME

| 8 mer E-scores for probeset 'all' | | | 8 mer Z-scores for probeset 'all' | | |
|---|---------|---|--|---------|---|
| Forward: | | Reverse: | Forward: | | Reverse: |
|  | |  |  | |  |
| Top 10 | Scores | Alignment | Top 10 | Scores | Alignment |
| ACAACAAT | 0.40705 | ACAACAAT - - | ACAACAAT | 3.53150 | - -ACAACAAT - |
| CAACAATA | 0.39244 | - CAACAATA - | ACATATGT | 3.41247 | - -ACATATGT - |
| AACATTAA | 0.38465 | - -AACATTAA | TAACACAA | 3.27466 | - TAACACAA - - |
| AACAAACA | 0.37708 | - -AACAAACA | AACAAACA | 3.18907 | -AACAAACA - - |
| ATGTATAA | 0.37692 | - -ATGTATAA | CGTTAATA | 3.12382 | - - -CGTTAATA |
| TATAATAA | 0.37616 | - -TATAATAA | ATATTAAC | 3.06081 | - -ATATTAAC - |
| AACTGTTA | 0.37326 | -TAACAGTT - | ACATATAT | 3.04440 | - -ACATATAT - |
| AACTACAA | 0.37105 | - -AACTACAA | ACATTAAT | 3.01356 | - -ACATTAAT - |
| TGTACAAA | 0.37030 | TGTACAAA - - | ATGAGTTA | 3.00682 | TAACTCAT - - - |
| ATTCGTTG | 0.36932 | -CAACGAAT - | AAATACAA | 2.99606 | - -AAATACAA - |