





QC report

Top scoring motifs for Assay 13917

Protein ID: pTH14211.1 Gene: TIGD3.FL Domain: CENP-B_N Flag: Reject Array: 1M-ME

| 8 mer E-scores for probeset 'all' | | | 8 mer Z-scores for probeset 'all' | | |
|--|---------|---|--|---------|---|
| Forward: | | Reverse: | Forward: | | Reverse: |
|  | |  |  | |  |
| Top 10 | Scores | Alignment | Top 10 | Scores | Alignment |
| ACATATGT | 0.42022 | -ACATATGT--- | GAATATTC | 4.65559 | GAATATTC--- |
| GCATATGC | 0.41707 | -GCATATGC--- | AATGCATT | 4.22313 | ---AATGCATT |
| TATGCATA | 0.41569 | ----TATGCATA | ACATATGT | 4.16564 | ACATATGT--- |
| CATATGCA | 0.39720 | --CATATGCA-- | GCATATGC | 4.03234 | GCATATGC--- |
| ATTCACAG | 0.39051 | ---ATTCACAG- | ATGTACAT | 4.03043 | --ATGTACAT- |
| ACATGCAT | 0.38704 | ---ACATGCAT- | AGTGAATA | 3.98277 | ---TATTCACT |
| TATATGCA | 0.38482 | --TATATGCA-- | ACATGCAT | 3.92828 | --ACATGCAT- |
| AATGCATT | 0.38248 | ---AATGCATT | ATATTCAC | 3.84538 | --ATATTCAC- |
| ATTATCTG | 0.37523 | ATTATCTG---- | ATGATCAT | 3.82591 | --ATGATCAT- |
| CATATGTA | 0.37397 | --CATATGTA-- | ATAATGCA | 3.79810 | --ATAATGCA- |