





QC report

Top scoring motifs for Assay 13924

Protein ID: pTH14227.1 Gene: FLYWCH1.FL Domain: FLYWCH Flag: Reject Array: 1M-ME

8 mer E-scores for probeset 'all'			8 mer Z-scores for probeset 'all'		
Forward:		Reverse:	Forward:		Reverse:
					
Top 10	Scores	Alignment	Top 10	Scores	Alignment
GGTCGAAA	0.37697	---GGTCGAAA---	GTCGAAAA	4.37223	-GTCGAAAA----
GTCGAAAA	0.37214	----GTCGAAAA--	GGTCGAAA	4.05778	GGTCGAAA-----
GTACGAAA	0.36681	---GTACGAAA---	AATGCATT	3.79845	-AATGCATT----
AACATGCA	0.36531	-----AACATGCA	ATCGAGTA	3.74169	-ATCGAGTA----
ATGTTTCA	0.36169	-----TGAAACAT-	AACCAACA	3.54453	-AACCAACA----
CAACTAGG	0.35401	CCTAGTTG-----	ACTATAGT	3.53291	--ACTATAGT---
CGTCGACG	0.35055	---CGTCGACG---	GCATATGC	3.45229	----GCATATGC-
ACACGTGT	0.34776	--ACACGTGT----	AAAGCTTT	3.38284	-----AAAGCTTT
AATGCATT	0.34532	---AATGCATT----	GTTTCGAA	3.35216	-TTCGAAAC-----
CAAATGCG	0.34482	-----CAAATGCG-	CGTCGAAA	3.31642	CGTCGAAA-----