





## QC report

Top scoring motifs for Assay 13946

Protein ID: pTH14350.1 Gene: THAP5.DBD Domain: THAP Flag: Reject Array: 1M-ME

8 mer E-scores for probeset 'all'			8 mer Z-scores for probeset 'all'		
Forward:		Reverse:	Forward:		Reverse:
					
Top 10	Scores	Alignment	Top 10	Scores	Alignment
AAACACAC	0.36619	---AAACACAC---	AACCCAAC	6.71562	----GTTGGGTT
AAGCAGAA	0.34494	---AAGCAGAA---	AAAGCAGA	6.24629	--AAAGCAGA--
CTCTAATC	0.34336	---GATTAGAG---	ACAATAGG	5.96992	--ACAATAGG--
TGGTGTA	0.33906	TTACACCA-----	ATAAAAGC	5.87747	--ATAAAAGC--
ACTTATTA	0.33714	--TAATAAGT----	AATTTGCA	5.87082	----AATTTGCA
AACCCAAC	0.32937	--AACCCAAC----	TGGTGTA	5.83320	TTACACCA----
ATTAGAGG	0.32797	----ATTAGAGG--	TATAAATA	5.69034	TATAAATA----
GCAAAGAA	0.32643	GCAAAGAA-----	AAGTTGCC	5.68750	---AAGTTGCC--
AAAGCAGA	0.32338	--AAAGCAGA----	CATAATAC	5.65450	-CATAATAC---
ATAGTCTG	0.31827	-----CAGACTAT	ACCAATAC	5.63979	-ACCAATAC---