





QC report

Top scoring motifs for Assay 13948

Protein ID: pTH14352.1 Gene: THAP7.FL Domain: THAP Flag: Reject Array: 1M-ME

8 mer E-scores for probeset 'all'			8 mer Z-scores for probeset 'all'		
Forward:		Reverse:	Forward:		Reverse:
					
Top 10	Scores	Alignment	Top 10	Scores	Alignment
GTACTTTA	0.34592	---TAAAGTAC-	CTTGTAAC	5.49896	GTTACAAG----
AGTCATGA	0.34482	-AGTCATGA--	ATAATAAA	4.85203	---ATAATAAA-
ATAATAAA	0.34130	--ATAATAAA--	CTACAACA	4.81992	-CTACAACA---
AAGCAGAA	0.33844	-AAGCAGAA--	CAGATAAC	4.59601	CAGATAAC----
TATAAATA	0.33835	----TATAAATA	AATGAATC	4.45096	----AATGAATC
CACTATGC	0.33528	GCATAGTG----	CTATTCCA	4.29860	-CTATTCCA---
CGAGAGAA	0.33452	--CGAGAGAA--	ATGAAACG	4.29610	-ATGAAACG---
CTACAACA	0.32838	--CTACAACA--	TATACCGA	4.28218	--TATACCGA--
CTAATACA	0.32496	--CTAATACA--	GGGCAAAA	4.26951	-GGGCAAAA---
AATGAATC	0.32450	----AATGAATC	TACAACAA	4.22598	--TACAACAA--