





## QC report

Top scoring motifs for Assay 13951

Protein ID: pTH14355.1 Gene: THAP8.DBD Domain: THAP Flag: Reject Array: 1M-ME

8 mer E-scores for probeset 'all'			8 mer Z-scores for probeset 'all'		
Forward:		Reverse:	Forward:		Reverse:
					
Top 10	Scores	Alignment	Top 10	Scores	Alignment
CTCTAATC	0.35614	CTCTAATC---	AATATGAC	5.83518	-AATATGAC--
GTATAATA	0.34664	GTATAATA--	ACTAATAA	5.75516	-ACTAATAA--
CAACACAG	0.34482	---CAACACAG	GATATAAA	5.34862	GATATAAA--
TACTTTAA	0.34308	TTAAAGTA--	CACCCAAA	5.28690	CACCCAAA--
CAAAAAAC	0.33477	--CAAAAAAC-	TGTTGTAA	5.16359	--TTACAACA-
CAAATACA	0.33362	--CAAATACA-	CAGAAACA	5.07411	CAGAAACA--
TATAAATA	0.33180	TATAAATA--	ATAAATAC	5.04634	-ATAAATAC--
ATTGTTTC	0.33149	--GAAACAAT-	TATAAATA	5.04634	TATAAATA--
ATAAATAC	0.33078	-ATAAATAC--	AAATGGGG	4.86701	---AAATGGGG
TACATTGA	0.33056	--TACATTGA-	CAACACAG	4.84128	---CAACACAG