





QC report

Top scoring motifs for Assay 13960

Protein ID: pTH14327.3 Gene: SMYD3.FL Domain: Unknown Flag: Reject Array: 1M-ME

8 mer E-scores for probeset 'all'			8 mer Z-scores for probeset 'all'		
Forward:		Reverse:	Forward:		Reverse:
					
Top 10	Scores	Alignment	Top 10	Scores	Alignment
TATACAGA	0.37463	----TATACAGA---	TATACAGA	6.03959	TATACAGA---
ATAATAAA	0.34272	----ATAATAAA---	ATCCAATA	5.76243	---ATCCAATA
ATCCAATA	0.34155	ATCCAATA-----	AACGTATA	5.64786	--TATCAGTT-
AACGTATA	0.33578	----AACGTATA---	TAGATCAA	5.06751	TAGATCAA---
TAGATCAA	0.33348	--TTGATCTA----	AACAATTC	4.53260	---AACAATTC
ACAAATAC	0.33302	-----ACAAATAC--	CGGGGAAA	4.31800	CGGGGAAA---
ATAGAACA	0.32463	-----ATAGAACA	CTGTTGTA	4.29031	TACAACAG---
TCTAAAAA	0.32279	----TTTTTAGA---	AAGCTTAA	4.28541	AAGCTTAA---
CTCTAATC	0.31983	---GATTAGAG----	AACAACGC	4.20373	---AACAACGC
AATATAGA	0.31800	----AATATAGA---	TTTATAAA	4.17375	TTTATAAA---