





## QC report

Top scoring motifs for Assay 13961

Protein ID: pTH14349.2 Gene: THAP5 Domain: THAP Flag: Reject Array: 1M-HK

8 mer E-scores for probeset 'all'			8 mer Z-scores for probeset 'all'		
Forward:		Reverse:	Forward:		Reverse:
					
Top 10	Scores	Alignment	Top 10	Scores	Alignment
TAAATTAA	0.43376	TTAATTTA----	AATAAAAA	7.46599	-AATAAAAA--
AATAAAAA	0.41102	--AATAAAAA--	AATAAATT	6.26108	-AATAAATT--
AATATAAA	0.40312	--AATATAAA--	TAAATTAA	5.08309	---TAAATTAA
AATAAATT	0.40266	--AATAAATT--	AACTAGTT	5.05556	-AACTAGTT--
AAATTTAT	0.39146	-----ATAAATTT	ATAAATTA	4.97887	--ATAAATTA-
ATATAAAG	0.38817	---ATATAAAG--	ACAAATAT	4.96039	--ACAAATAT-
ATAAATTA	0.38627	-----ATAAATTA	ATAATTTT	4.95052	--ATAATTTT-
TATTACAA	0.38378	-TATTACAA----	AATATAAA	4.86897	-AATATAAA--
ACAGAAAA	0.37992	---ACAGAAAA--	CAAAATATG	4.76840	-CAAAATATG--
ATTATAAG	0.37895	--ATTATAAG---	TTGTAAAA	4.76247	TTGTAAAA---